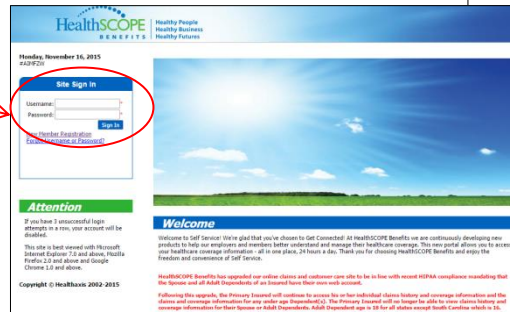


# HealthSCOPE Benefits Electronic Explanation of Benefits (EEOB) and Electronic Transfer Funds (EFT) Online

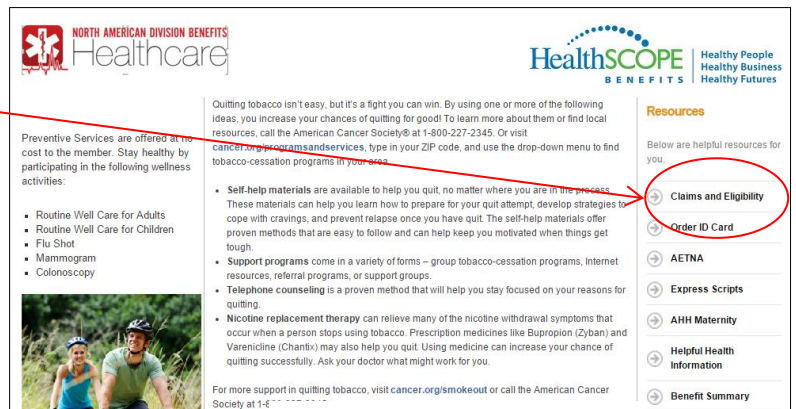
1. Go to the HealthSCOPE Benefits portal by clicking on the member login from the healthcare plan information page at [www.adventistrisk.org](http://www.adventistrisk.org).



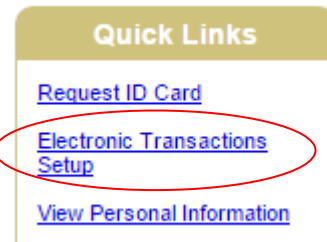
2. Login to your HealthSCOPE Benefits account.



3. From the main "landing page," click "Claims and Eligibility."



4. On the right side of the page, click "Electronic Transactions Setup" from the "Quick Links" dialogue box.



5. Complete the setup process by entering all required fields, including your email address, bank account routing number and account number. Click "Next Page" to continue. Confirm your information on the Summary Page, and click "Submit Request" To finalize the process.

You will see, "Your submission was Successful." That's it. You're all set!

